



Masters Swimming Victoria

Annual Report 2025



Photo credits

Cover

Clockwise from top left

Graham Hunter

Orencio Gueco

Graham Hunter

Orencio Gueco

This page

Clockwise from top left

Orencio Gueco

Graham Hunter

Graham Hunter

Graham Hunter



President's Welcome

Dear MSV Members,

I am pleased to again present the Master Swimming Victoria Annual Report.

Throughout 2025, the MSV board and management continued to pursue the key goals it set itself with the focus being on membership growth and participation, and flattening the age distribution (increasing the proportion in the 18–35-year-old bracket). I am pleased to report that progress in all these areas has continued.

We remain mindful though of our responsibility, and members' expectation, to deliver quality meets. On that, it was a delight (and relief) to have successfully delivered the MSA Nationals. In addition to the board, Swim Meet Committee members, and management, many other MSV members stepped up to help make the event run smoothly and enjoyably and to ensure its financial success. A standout mention must however go to Alan Godfrey for countless hours spent as the meet convenor. It was truly a monumental task.

Maintaining the momentum through 2026 may be challenging as volunteers step down (and age). It is therefore timely to remind members that MSV is primarily a volunteer organisation, with just one part-time employee. With volunteerism across society appearing to diminish, MSV is not immune. I can assure you that your board and committee members, as well as poolside officials, will continue to dedicate their valuable time to ensure members get the greatest enjoyment possible from swimming. However, without members continuing to come forward, we may soon have to grapple with alternative arrangements.

Whatever unfolds, I wish you all the success you deserve in your swimming endeavours.

Darryl S Flukes
MSV President

Administrator's Report

Governance

Masters Swimming Victoria is Governed by an Elected Board of Directors. From the AGM of 8 May 2025, the Board was comprised of:

President: Darryl Flukes

Finance Director: David Cowie

Recording Director: Alan Godfrey

Technical Director: Brian Walsh

Club Board Member: Erin Abson

Club Board Member: Victoria Graham

Club Board Member: Richard Murphy

The role of Vice President was not filled by election at the AGM. Michael Daly was nominated for the role of Vice President at the MSV July Board Meeting and subsequently served in the role.

The MSV Constitution stipulates that the position of Secretary is to be completed by the appointed Administrator. Kara Pogos continued to hold this position in 2025.

Membership and Clubs

MSV continued its strong growth as the below chart* demonstrates.



*The figures for each year listed show first claim swimmer membership, except for 2016 – 2018 which include both first claim and second claim swimmer membership figures.

MSV finished 2025 with 44 affiliated clubs. Of these, 22 were one-clubs (meaning that they are also affiliated with the state swimming association, Swimming Victoria).

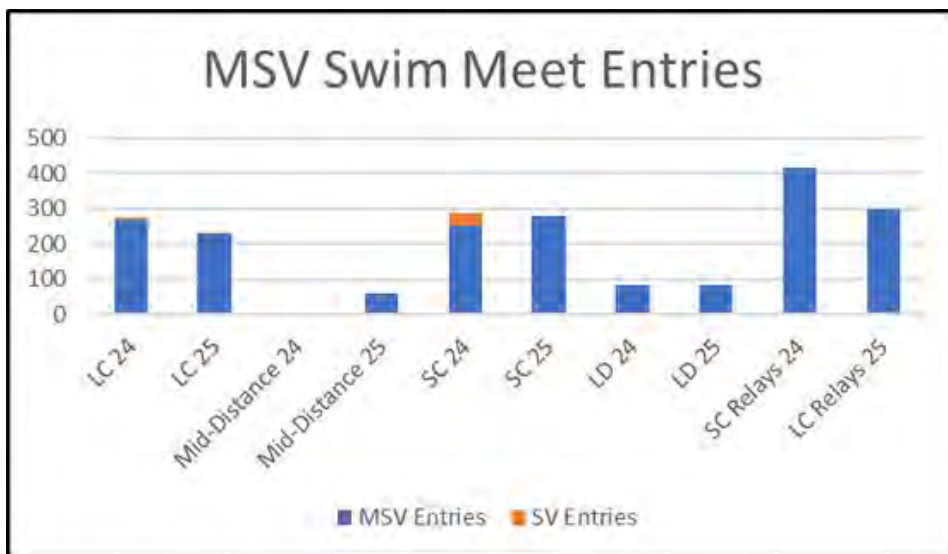


Newly affiliated clubs were:

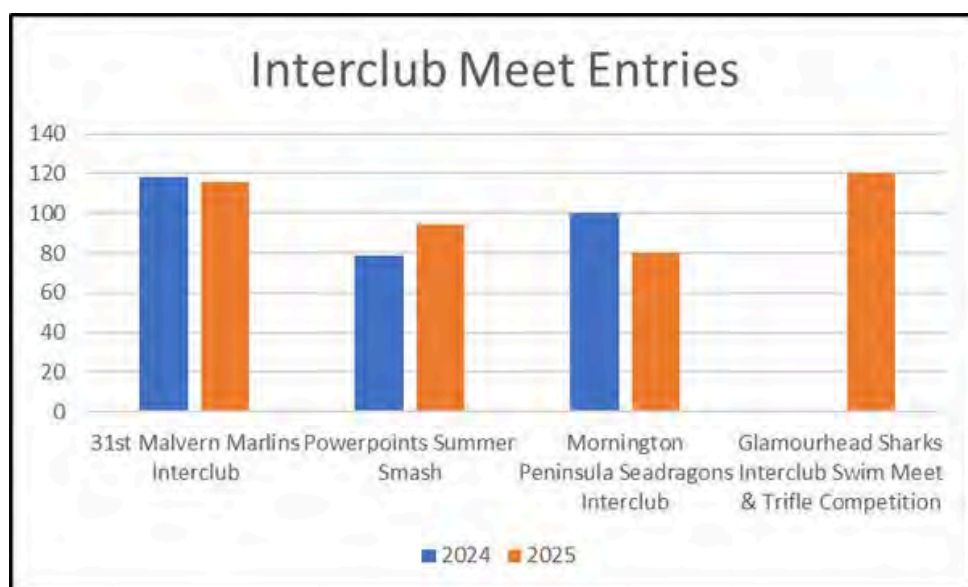
- Freeway Comets
- Geelong Swimming Club
- Mansfield Swim Club
- Moe Amateur Swimming Club Inc
- Pyalong Piranhas Swim Club
- South Gippsland Bass
- Western Aquatic Academy.

Since 2022, there has been a welcome trend of existing Swimming Victoria clubs affiliating with MSV, with 1 club affiliating in 2022, 6 clubs affiliating in 2023, and 4 clubs affiliating in 2024.

There has also been an increase in the proportion of swimmers aged 18-30 from 12% of membership for 2022 to 15% of membership for 2025. Efforts to “flatten the curve” of age-groups have included collaboration with Swimming Victoria, a focus on making younger members visible in MSV communications, and youth-discounts. In 2025 MSV distributed a flyer to 23 schools through Girls Sports Victoria (“Your swimming journey doesn’t end at graduation”) encouraging students to contact their local masters club, and collaborated with Funkita and Funky Trunks to promote MSV on social media.



Name	Entries 2025	Entries 2024
MSV Long Course Championships	229 MSV, 1 SV	267 MSV, 7 SV
MSV Mid-Distance Meet (hosted with Traralgon Swimming Club Masters)	60	Not held in 2024
MSV Short Course Championships	280	250 MSV, 38 SV
MSV Long Distance Championships	82 Short Course	83 Long Course
MSV Relay Championships	299 Long Course	415 Short Course



Name	Entries 2025	Entries 2024
31st Malvern Marlins Interclub	116	118
Powerpoints Summer Smash	94	79
Mornington Peninsula Seadragons Interclub	80	100
Glamourhead Sharks Interclub Swim Meet & Trifle Competition	120	Biennial event Not held 2024

Entries for the MSV Long Course Championships were down on 2024, with fewer entries from interstate partially explained by clashes with other state meets (to be avoided in future due to the development of a shared meet calendar) and the proximity of the meet to the Nationals. Entries for the MSV Short Course Championships were down slightly from 2024, while entries for the MSV Long Distance Championships remained steady and at capacity.

Adding a new entry to the calendar, in 2025 MSV held a Mid-Distance Meet with Traralgon Swimming Club, which had 60 entries. 6 hardy swimmers received the Iron Goggles Award for completing every event at the meet (adding up to 1.8km in total). They are listed in the Awards section of this annual report.

The Relay Championships continued to be the most popular state event of the year. Entries for the 2025 Long Course Relay Championships were lower than for previous Short Course Relay Championships that have been held since the Covid pandemic, but higher than for the last Long Course Relay Championships, which were held in 2023. Congratulations to the relay division winners listed below:

Division 1	Division 2	Division 3	Division 4
Malvern Marlins	Brunswick Belugas	Goulburn Valley Crocs	Yarra Roughies

Thank you to the clubs that hosted community events and competitions in 2025. It was great to see interclub meets reaching entry capacity. MSV encourages more clubs to host interclubs in 2026, and will support our clubs to make them successful. A guide to hosting MSV-sanctioned meets is available under Hosting a Swim Meet on the MSV website.

Dual Sanctioning

Unfortunately MSV was not in a position to be able to dual sanction meets in 2025. Initiatives to increase MSV's network of technical officials have put it in a much stronger position to dual sanction meets in 2026.

MSA National Championships

715 swimmers from 118 masters swimming clubs from every state and territory in Australia and even overseas competed at the 2025 MSA National Championships, hosted by MSV and proudly supported by Vorgee. With abundant buzz generated in the lead up to the event, entries reached capacity prior to the deadline and had to close early (reopening for a limited period to accommodate more members).

The championships involved a relaxed welcome function, a formal opening ceremony, a lively coaches dinner, and a jovial presentation evening among 5 fantastic days of swimming from first-time competitors to masters elites, resulting in an impressive 5 provisional new world records and 55 new national records!

Further details can be found in the Nationals report in this annual report.

World Aquatics Masters Championships

63 MSV members representing 16 clubs competed at the 2025 World Aquatics Masters Championships in Singapore. They collectively brought home a total of 12 gold, 4 silver, and 6 bronze medals for individual events in the pool and 1 silver for the 3km open water race. The Brunswick Belugas men's 4 x 50m medley relay team (160-199) also achieved bronze in their relay event.

Open Water

MSV was pleased to be part of the Victorian Open Water Championships, hosted by Swimming Victoria at Eastern Beach Geelong on December 20 2025. The 2.5km Championship included a category especially for MSV members, with MSV medals on offer. For the first time since the collaboration began in 2023, MSV members also had their own registration station, which garnered positive feedback from participants. 64 MSV members registered for the event.

Train with Purpose Campaign

In the lead up to the closing date for entries to the MSA National Championships, MSV continued its Train with Purpose marketing campaign, launched in October 2024. Three coordinated campaign messages – “Train with Purpose”, “Train with Us”, and “Train with Me” were used in digital and print media through various channels, including:

- MSV, MSV clubs, MSV members
- Swimming related venues such as pools and aquatics shops
- Other swimming related organisations such as surf lifesaving clubs and triathlon organisations.
- Universities

From the launch of the campaign to the entries closing date of Nationals, MSV saw strong growth in its online profile, including an increase in reach of 375% and 460% on Facebook and Instagram respectively from the same period in the previous year. Total membership at the end of March 2025 was 11% higher than at the same time in 2024. MSV retains campaign assets, such as the revamped Join MSV page on its website and Train with Purpose social media tiles, for use in future promotions.

Officials Workshops

Two workshops for becoming an MSA Technical Official were held in 2025. Members were also invited to attend MSA Technical Official workshops hosted online by other states. Essential for running meets, MSV finished 2025 with an improved network of trainee officials and Technical Officials qualified in various roles, including several Swimming Victoria Officials who were cross-accredited or reaccredited in 2025.

Acknowledgements

MSV gratefully acknowledges the hard work and dedication of its volunteers serving as Board Members, Technical Officials, and on the 2025 National Championships Committee. We also acknowledge the hard work and dedication of the club coaches and executives- many of whom are also volunteers. Thank you for all that you have done for masters swimming. Thank you also to the team at Swimming Victoria, the masters state administrators, and the staff and volunteers at MSA for their support, collaboration, and guidance.

Kara Pogos
Administrator

Finance Director's Report

2025 P&L

Below is a summary of the 2025 Profit and Loss versus Budget and for the two prior years. The detailed comparison to 2024 is in the Finance Report in the Annual Report.

Profit & Loss	2025 Actual	2025 Budget	2024 Actual	2023 Actual	
Revenue					
Registrations	67,599	62,188	60,232	56,493	
Competitions	47,203	36,500	48,196	42,725	
Nationals	150,937	118,068		-	
Other Revenue	3,088	2,965	5,343	6,237	Interest, Adult Learn To Swim, Annual Dinner
	<u>268,826</u>	<u>219,721</u>	<u>113,772</u>	<u>105,456</u>	
Expenses					
Competitions	39,240	36,500	41,267	44,597	
Nationals	119,173	119,236		-	
Other Competition Costs	9,955	6,500	3,055	5,152	Pool surveys, meet equipment & intra club
Employee	55,776	47,558	44,431	37,114	includes Bookkeeper from 2023
Admin	12,878	14,505	13,965	14,496	Fixed costs e.g. Office, computer, insurance
Other	6,293	10,932	21,923	12,654	Marketing, legal & MSV service fee for Nationals in 2025
	<u>243,316</u>	<u>235,232</u>	<u>124,641</u>	<u>114,013</u>	
Surplus or Deficit	25,510	- 15,511	- 10,869	- 8,558	
Note:					
Nationals	31,763	(1,168)			
MSV Competition revenue less expenses	7,962	-	6,929	- 1,872	
Fixed Costs	68,654	62,064	58,396	51,610	Employee & Admin costs

The 2025 profit of \$25.5k was strongly ahead of the budgeted loss of \$15.5k. The \$40k better than budget was mainly due to the profitable outcome of holding the Nationals in Melbourne with a profit of \$31.8k.

MSV budgeted a loss of \$1.2k from the Nationals. The strong Nationals outcome was mainly due to significantly higher number of attendees than expected. Boosted by stronger than expected sponsorship support. Expenses from holding the Nationals were in line with Budget.

Other reasons for the better-than-expected 2025 financial outcomes was the increase in MSV members and from generating an \$8k surplus from running MSV competitions, versus the breakeven result budgeted.

2025 Balance Sheet – The main change compared to 2024 is the Term deposit of \$100k, versus \$60k at the end of 2024.

Cash and term deposits at the end of December 2025 were \$134.8k compared to \$94.8k at December 2024. The improvement was driven by the profit of \$25.5k for the year and that \$10.0k had already been already paid at the end of 2024 to host the 2025 Nationals in Melbourne in April 2025.

Unearned Income of \$27.2k is 2026 Registrations received in December 2025.

David Cowie
Finance Director



MASTERS SWIMMING VICTORIA INC
ABN 25 821 364 162

FINANCE REPORT
For the year ended
31 December 2025

Contents	Page
Profit & Loss statement	1
Balance sheet	2
Notes to the Financial Statements	3
Statement by Committee	5

Masters Swimming Victoria

Profit & Loss Statement

For the year ended 31 December 2025

	31-Dec-25	31-Dec-24
Income		
	\$	\$
Adult Learn To Swim program	-	-
Annual Dinner	-	2,224
Club Affiliation fees	800	58
Interest	2,287	1,725
Member registrations	67,599	60,232
Nationals revenue	150,937	
Swim Meets	47,202	48,196
Training courses	-	337
Transition 2 Masters	-	1,000
Total Income	<u>268,825</u>	<u>113,772</u>
 Expenses		
Affiliation fee	500	205
Annual Dinner	161	4,680
Bank Charges	93	95
Bookkeeping	-	-
Board expenses	976	1,712
Clubs online admin fee	-	-
Communication with Members	-	-
Computers expenses	4,332	3,172
Course expenses - Coaching	-	16
Filing Fees	49	48
General expenses	- 1,528	956
Insurance	80	178
Marketing expenses	8,178	13,687
Nationals expenses	119,173	-
Office	109	708
Other Employee Expenses	437	414
Workspace charges	6,341	6,715
Storage space	3,968	3,071
Superannuation	5,820	4,407
Swim Meet Expenses	44,604	44,322
Telephone	685	687
Wages	49,519	39,610
Total Expenses	<u>243,497</u>	<u>124,683</u>
 NET SURPLUS/ (DEFICIT)	<u>25,328</u>	<u>(10,911)</u>

The accompanying notes form part of these financial statements

Masters Swimming Victoria

Balance Sheet

As at 31 December 2025

	Note	Dec-25 \$	Dec-24 \$
Assets			
Current Assets			
Cash	2	34,747	34,822
Accounts Receivable		647	1,122
Inventory		0	1,623
Prepayments		0	10,075
Term Deposit - Commonwealth Bank		100,000	60,000
Total Current Assets		<u>135,394</u>	<u>107,642</u>
Liabilities			
Current Liabilities			
Trade and other creditors	3	31,159	30,122
GST Liabilities		(1,162)	(2,539)
Total Liabilities		<u>29,997</u>	<u>27,583</u>
Net Assets		<u>105,397</u>	<u>80,059</u>
Equity			
Accumulated funds	4	105,397	80,059
Total Equity		<u>105,397</u>	<u>80,059</u>

The accompanying notes form part of these financial statements.

**NOTES TO AND FORMING PART OF THE FINANCIAL STATEMENTS
FOR THE YEAR ENDED 31ST DECEMBER 2025**

STATEMENT OF SIGNIFICANT ACCOUNTING POLICIES

1 Accounting policies

These financial statements are a special purpose financial report prepared in order to satisfy the accounts preparation requirements of the Associations Incorporation Reforms Act 2012.

The board has determined that the Masters Swimming Victoria Inc is not a reporting entity and therefore there is no need to apply Australian Accounting Standards or mandatory professional reporting requirements in the preparation and presentation of the financial statements.

The financial report has been prepared on an accruals basis and is based on historical costs modified by the revaluation of selected non current assets, financial assets and financial liabilities for which the fair value basis of accounting has been applied.

The following specific accounting policies, which are consistent with previous periods unless otherwise stated, have been adopted in the preparation of this financial report.

(a) Medals on hand

Stock of medals is measured at the lower of cost and net realisable value

(b') Revenue

Swim meets, club affiliation fees, members registrations and training courses revenue are recognised when the entity obtains control over the funds, which is generally at the time of receipt.

Interest revenue is recognised using the effective interest method, which for floating rate financial assets is the rate inherent in the instrument

(c) Goods and Services tax (GST)

Revenue, expenses and assets are recognised net of the amount of GST, except where the amount of GST incurred is not recoverable from the Australian Taxation Office. In these circumstances the GST is recognised as part of the cost of acquisition of the asset or as part of an item of the expense.

Receivables and payables in the balance sheet are shown including of GST.

Masters Swimming Victoria deregistered from GST on 24 October 2025. After that date expenses are recognised gross of GST and no GST is levied on revenue.

**NOTES TO AND FORMING PART OF THE FINANCIAL STATEMENTS
FOR THE YEAR ENDED 31ST DECEMBER 2025**

1 (e) Comparatives

Certain comparative figures have been reclassified to conform with the financial statement presentation adopted for the current year.

	Dec-25	Dec-24
	\$	\$
2 Cash		
Commonwealth bank- business transaction account	5,866	1,832
Commonwealth bank- on line saver	27,188	30,896
Commonwealth bank- debit card account	1,693	2,094
	<u>34,747</u>	<u>34,822</u>
3 Trade and other creditors		
Unearned income	27,246	25,976
Payroll liabilities	3,913	4,136
	<u>31,159</u>	<u>30,112</u>
4 Accumulated Funds		
Accumulated fund brought forward	80,069	90,980
Net income / (loss) for the period	25,328	(10,911)
	<u>105,397</u>	<u>80,069</u>
Closing balance		

Masters Swimming Victoria

Statement by Committee


In accordance with a resolution of the Board of the Masters Swimming Victoria Inc., we state that:

In the opinion of the Committee, the financial report as set out on pages 1 to 4:

- (a) presents fairly the financial position of Masters Swimming Victoria as at 31 December 2025 and its performance for the year ended on that date in accordance with the accounting policies outlined in Note 1 to the financial statements.
- (b) satisfy the requirements of the Association Incorporation Reform Act 2012. to prepare a financial report.
- (c) at the date of this statement, there are reasonable grounds to believe that Masters Swimming Victoria Inc will be able to pay its debts as and when they become due and payable.

On behalf of the Committee

Committee Member



David Cowie

Committee Member



Darryl Flukes

Dated

4/03/2026



MSA National Championships Report

Organisation for the 49th MSA National Championships held in Victoria began in February 2023; involving discussions with the proposed pool, Melbourne Sports and Aquatic Centre (MSAC). It was important to get dates set in advance, given how busy MSAC is and fitting the event in between Formula 1 races, Easter, holidays, as well as Swimming Victoria and school meets. Fortunately, as a national event, even MSV got some priority with the pool, and the proposed dates were given to MSA as 8-12th April 2025.

The ongoing planning and liaison with the MSA office and Nationals Committee is an important part of the process of holding Nationals. Discussions involved the program, entry system, budget and other matters as laid out in MSA's Swim Meet Guide. Given the events of 2016, the 5-day program was chosen with the first day being for the 800m. This helped a great deal with a "softer" first day, and easier registration, and time for the swimmers to get to the pool, get acclimated and have a warm-up. The program itself was developed with calculated times for the events based on the expected entry numbers. The Club Assistant (CA) entry system (used by MST and MSV) did have a few issues more than normal, but the advantage was huge in that there were no NT's and the program was created very quickly - and the actual event ran extremely close to the times predicted. It is also important to note in the planning of the meet that we did not have exclusive use of the pool, and the races had to fit in between the regular training of squads, including the High Performance Squads at MSAC, both their morning and evening sessions.

Hosted at MSAC in Melbourne, these Nationals delivered a high-quality and inclusive competition that spanned five days. The event welcomed the 715 registered Masters swimmers (one of the largest Nationals entries, similar to 2016) from across Victoria, interstate and internationally. Key activities included a formal Opening Ceremony with a Welcome to Country, 5 days of swimming competition, live streaming of all sessions, an awards dinner, and a range of community engagement activities such as coaching clinics and volunteer recruitment drives. Given the low expected temperature in Port Philip Bay and surrounding area, given current rules, the open water event was not held.

The Championships achieved strong results in athlete participation, community visibility, volunteer engagement, and digital reach. The event also aligned strongly with the principles of the Active Victoria framework by promoting lifelong participation, inclusivity, and regional engagement. The combination of well-run logistics, strong club support, and positive media coverage contributed to a highly successful national meet for the Masters Swimming community. MSV was looking to make these Nationals an event that people would want to come to. As such we included the set of 4*100m relays which do not often get the chance to be swum.

During the meet, 5 World Records were set, 55 National Records, and many State Records.

A huge "thank you" goes to Pauline Samson, who helped, the convenor especially, so much over the past two years, particularly going through all the negotiations required with MSA.

As a new initiative for Nationals the Committee proposed, and MSA approved, that the meet be livestreamed. MSV proposed that the livestream would increase the swimming audience for Nationals, swimmers could review their own races, and those of others, coaches could look at their swimmers and analyse strokes and techniques, and, not least, friends and family could watch the races from as far away as the UK and Spain. It is acknowledged that the livestream proposal was expensive (\$9,000), and maybe not all meets can afford this. However, MSV considered it could use sponsorship money to fund the livestream.

The livestream turned out to be extremely popular - with many favourable comments and hopes that future Nationals can continue with the project. The World Recorder even tuned in and watched from the USA!

Given the entry numbers, the 2025 Nationals were financially successful. Many thanks to David Cowie for all his hard work.

Items of interest to note:

- MSAC costs were over \$10,000 per day.
- MSAC charges for First Aid \$3,000+ and cleaning \$6,000+ over the week. Also MSV had to use the MSAC caterers - which amounted to another \$1,000 per day.
- MSV was very fortunate to get as many sponsors as it did, which helped to pay for various expenses incurred.
- Costs for the officials and volunteer shirts were higher than initially budgeted. Note that MSV is extremely grateful for all the volunteers and officials who did do so much to help.
- We were initially not going to get caps but in the end ordered 250. Given the design, and the use of the penguin logo, they proved very popular.

The benefit of using Club Assist for the entry system was apparent in many ways. The program created from the entry ran very close to actual timing (something which many swimmers commented upon). See table of Meet Manager program and actual times. Also,

- It was far easier to send emails with information to all the competitors. Several emails were sent out before the meet. Many swimmers commented on the quality of the communications that were forthcoming.
- We do acknowledge the higher fee for entries which came to 6.7%, higher than 4% from Swim Central;
- The timing of the event was very close to predicted.
- There was no need to use proprietary apps.
- The results and program were available online for free with SwimPhone and MeetMobile.
- There were no NT's, nor the need to send out emails requesting times and then inputting them into Meet Manager.
- The SwimPhone program associated with Club Assist provides individual information for the swimmer, and individual analysis of swims.

A further benefit of using Club Assist is in the relays.

- The relay entry cut-off time can be different from the individual entry cut-off;
- All swimmers are on the team list and can be added into the relays.
- Relay entries closed 2 weeks before the event and could be changed during the meet.
- Proprietary apps did not need to be used;
- The host can charge clubs only for relay events that have been swum. This saves clubs money when a relay is not swum for some reason.

Given our calculations for the number of required medals, we did over order. It is very difficult to estimate the numbers needed, and we think that too many age groups were used in the calculations. For interest the number of medals issued were quite close to the numbers expected from the report generated by Meet Manager - based on actual entries received. Unfortunately, the Meet Manager calculations came far too late for ordering medals.

Medal	Ordered	Left	Collected	MM Calculated
Gold	860	107	753	796
Silver	750	130	620	676
Bronze	640	120	520	590
Totals	2,250	357	1,893	2,062



We thank all our sponsors - their support is very much appreciated. We did eventually have Race Sponsors for almost all of the 28 events. We used the second scoreboard at MSAC and the long LED screen to promote sponsors. These were new initiatives employed at this meet. We were also fortunate to have 2 gold sponsors (Victoria Government and Globird), 2 silver, and several bronze sponsors. These sponsors definitely made a significant contribution to our budget and to the event itself.

Thanks also go to all the members of the MSV Nationals 2025 Committee, and the MSV Board. Also to Kath Davis (MSA Admin) for all her help and work, plus our Admin, Kara. Thanks go especially to Yvonne Egan (Social Events), Kirsty Effiong (Sponsorships), and Leanne Sheean (Volunteers), Dave Cowie (Finance), Dennice Breeschoten (Grants, oversight), and Brian Walsh (Technical Officials). Many thanks also to all the officials who volunteered from within the state, and especially interstate. MSV was very grateful to receive assistance with officiating from all Australian states and territories. Every state and territory was represented in the list of officials. Thanks go to all the volunteers and helpers who helped make these National Championships the success that they were.

Session Timeline - Actual and Predicted N2025

Day 1 - Races Warm-Up 8:30 AM-9:00 AM Races Start at 09:15 AM

Event	Entries	Heats	Starts at	Estimated Time	Actual Clock Time	Actual Time Taken	Difference In Time / min
1 Mixed 800 Freestyle			09:15 AM	06:59	09:20 AM	07:04	5
Swimmers Counts for Warm-ups: 255 Entry / Heat Totals:	255	26					
Finish Time	255	26	04:14 PM		04:24 PM		

Day 2 - Opening and Races Warm-Up 8:30 AM-9:00 AM Opening 9:00 AM-9:30 AM Races Start at 09:45 AM

Event	Entries	Heats	Starts at	Estimated Time	Actual Clock Time	Actual Time Taken	Difference In Time / min
2 Mixed 200 Breaststroke			09:45 AM	01:36	09:37 AM	01:33	-3
3 Men 400 Freestyle Relay			11:21 AM	00:15	11:10 AM	00:21	6
4 Women 400 Freestyle Relay	182	19	11:36 AM	00:33	11:31 AM	00:33	0
5 Mixed 200 Butterfly	18	2	12:09 PM	00:37	12:04 PM	00:37	0
6 Mixed 100 Freestyle	25	4	12:46 PM	01:37	12:41 PM	01:33	-4
7 Mixed 100 Backstroke	67	7	02:23 PM	01:13	02:14 PM	01:16	3
8 Mixed 200 Medley Relay	414	42	03:36 PM	00:30	03:30 PM	00:25	-5
Swimmers Counts for Warm-ups: 588 Entry / Heat Totals:	245	25					
Finish Time	50	6	04:06 PM	06:21	03:55 PM	06:18	-3

Day 3 - Races Warm-Up 8:30 AM-9:00 AM Races Starts at 09:15 AM

Event	Entries	Heats	Starts at	Estimated Time	Actual Clock Time	Actual Time Taken	Difference In Time / min
9 Mixed 400 IM			09:15 AM	01:47	09:16 AM	01:44	-3
10 Mixed 400 Freestyle Relay			11:02 AM	00:33	11:00 AM	00:37	4
11 Mixed 50 Freestyle	113	12	11:35 AM	01:09	11:37 AM	01:08	-1
12 Mixed 200 Backstroke	29	4	12:44 PM	01:36	12:45 PM	01:39	3
13 Mixed 50 Butterfly	482	49	02:20 PM	00:48	02:24 PM	00:49	1
14 Women 200 Medley Relay	186	19	03:08 PM	00:24	03:13 PM	00:31	7
15 Men 200 Medley Relay	320	32	03:32 PM	00:25	03:44 PM	00:21	-4
Swimmers Counts for Warm-ups: 628 Entry / Heat Totals:	44	5					
Finish Time	38	5	03:57 PM	06:42	04:05 PM	06:49	7

Day 4 - Races Warm-Up 8:30 AM-9:00 AM Races Starts at 09:15

Event	Entries	Heats	Starts at	Estimated Time	Actual Clock Time	Actual Time Taken	Difference In Time / min
16 Mixed 400 Freestyle			09:15 AM	04:07	09:16 AM	04:11	4
17 Mixed 50 Backstroke			01:22 PM	01:00	01:27 PM	00:51	-9
18 Mixed 400 Medley Relay	305	31	02:22 PM	00:29	02:18 PM	00:34	5
19 Mixed 100 Breaststroke	316	32	02:51 PM	01:12	02:52 PM	01:09	-3
20 Women 200 Freestyle Relay	22	3	04:03 PM	00:21	04:01 PM	00:20	-1
21 Men 200 Freestyle Relay	258	26	04:24 PM	00:16	04:21 PM	00:15	-1
Swimmers Counts for Warm-ups: 606 Entry / Heat Totals:	45	5					
Finish Time	35	4	04:40 PM	07:25	04:36 PM	07:20	-5

Day 5 - Races Warm-Up 8:30 AM-9:00 AM Races Starts at 09:15

Event	Entries	Heats	Starts at	Estimated Time	Actual Clock Time	Actual Time Taken	Difference In Time / min
22 Mixed 200 Freestyle			09:15 AM	02:34	09:16 AM	02:34	0
23 Women 400 Medley Relay			11:49 AM	00:21	11:50 AM	00:22	1
24 Men 400 Medley Relay	374	38	12:10 PM	00:18	12:12 PM	00:17	-1
25 Mixed 100 Butterfly	19	2	12:28 PM	00:35	12:29 PM	00:34	-1
26 Mixed 50 Breaststroke	17	2	01:03 PM	00:49	01:03 PM	00:52	3
27 Mixed 200 IM	137	14	01:52 PM	01:46	01:55 PM	01:41	-5
28 Mixed 200 Freestyle Relay	294	30	03:38 PM	00:25	03:36 PM	00:21	-4
Swimmers Counts for Warm-ups: 612 Entry / Heat Totals:	235	24					
Finish Time	55	6	04:03 PM	06:48	03:57 PM	06:41	-7



Awards

MSV Coach of the Year 2025

Awarded to Sharon Newstead (Malvern Marlins)

Sharon's leadership, professionalism, and consistent commitment to athlete development have had a lasting impact on the Marlins. Through both her coaching and her direction of the program, she has elevated the standard of training, strengthened the Marlins coaching culture, and helped swimmers achieve meaningful performance improvements.

In addition to early morning on-deck coaching, Sharon contributes to the broader Masters swimming community. She actively mentors trainee coaches, keeps in contact with other mentor coaches about the progress of their trainee coaches, and supports the club committee. Sharon was also a member of the MSA National Coaching Committee for one year during 2024-2025.

Beyond results in the pool and open water, Sharon emphasises swimmer well-being, longevity in the sport, and enjoyment - values that lie at the heart of Masters Swimming Australia's vision to enrich and inspire adults to swim for life.

MSA Endurance 1000

Congratulations to these fit individuals from MSV, each of whom clocked up 62 swims in the MSA Endurance 1000:

Member	Club	Age Group	Points
John Cocks	VMV	85-89	1005
Eric Van Toor	VMV	70-74	1005
Kelly Paul	VSP	55-59	1005
Andrea Phillips	VSP	55-59	1005
Sue Lyon	VSP	60-64	1001



MSA National Championships Awards

Congratulations to the MSA National Championships 2025 Special Award Winners from MSV:

Founders Trophy	Malvern Marlins
Runners Up	Powerpoints
Female Swimmer of the Meet	Dorothy Dickey
Relay Trophy 120 - 159	Powerpoints
Relay Trophy 160 - 199	Malvern Marlins
Relay Trophy 200 - 230	Malvern Marlins
Relay Trophy 240 - 279	Malvern Marlins
Relay Trophy 280 – 319	Malvern Marlins
Relay Trophy 320 - 379	Malvern Marlins

Iron Goggles

Congratulations to the recipients of the Iron Goggles Award for completing every event at the MSV Mid-Distance Meet hosted by Traralgon Swimming Club.

Andrew Matthews	VBS
Aron Lombardi	VWT
Anna Lucchesi	VPP
Michael Pearson	VMV
Tanya Huebner	VMH
Tony Burt	VMV



MSV World Record Breakers

Congratulations to our world record setters in 2025.

Record Holder	Event	Category	Course	Time
Dorothy Dickey (VDC)	200m Freestyle	95 – 99 W	Short	04:51.76
Dorothy Dickey (VDC)	50m Freestyle	95 – 99 W	Long	00:59.77
Dorothy Dickey (VDC)	100m Freestyle	95 – 99 W	Long	02:12.30
Dorothy Dickey (VDC)	800m Freestyle	95 – 99 W	Long	20:58.62
Dorothy Dickey (VDC)	200m Freestyle	95 – 99 W	Long	04:52.61
Dorothy Dickey (VDC)	100m Freestyle	95 – 99 W	Long	02:14.29
Dorothy Dickey (VDC)	50m Freestyle	95 – 99 W	Long	1:00.69
Dorothy Dickey (VDC)	100m Backstroke	95 – 99 W	Long	02:40.80
Janette Jeffrey (VMV)	50m Freestyle	75 – 79 W	Long	00:33.61
Leigh Rodgers (VMV)	50m Butterfly	70 – 74 W	Long	00:34.37

Membership

The numbers provided in this table reflect masters membership only. The numbers reflect first claim swimmer membership at 30 November. For each year listed, this includes:

- 12 and 6-month membership that expired at the end of that year, and
- 16-month membership purchased in that year that expired at the end of the following year.

Code	Club	2019	2020	2021	2022	2023	2024	2025
VAR	ARARAT SWIMMING CLUB					0	3	3
VBL	BALLARAT BEAVERS	24	21	34	28	24	22	26
VBP	BORONIA SWIM CLUB					1	15	11
VBC	BOROUGHCOUTAS	47	47	44	54	40	19	16
VBS	BRUNSWICK BELUGAS	63	58	54	55	76	87	114
VCN	CARNEGIE SWIMMING CLUB	7	5	Closed	Closed	Closed	Closed	Closed
VCS	CASEY SEALS	37	28	20	29	31	37	44
VDA	DVE AQUATICS	0	0	1	0	Not affiliated	Not affiliated	Not affiliated
VDC	DONCASTER DOLPHINS	91	82	89	93	96	114	119
VFR	FRANKSTON PENINSULA	59	48	48	67	60	54	37
VFW	FREEWAY COMETS							0
VGL	GEELONG CATFISH	6	3	3	Closed	Closed	Closed	Closed
VGE	GEELONG SWIMMING CLUB							16
VGP	GIPPSLAND FLIPPERS	10	9	16	14	23	24	38
VGB	GISBORNE THUNDER	4	0	0	0	0	0	Not affiliated
VGS	GLAMOURHEAD SHARKS	90	72	68	90	90	102	95
VGW	GOULBURN VALLEY CROCS	26	42	43	60	54	53	43

Membership

Code	Club	2019	2020	2021	2022	2023	2024	2025
VHM	HEIDELBERG FLYERS	25	21	25	36	37	42	50
VHS	HORSHAM SWIMMING CLUB				3	0	0	Not affiliated
VIN	INCLUSIVE SPORTS	26	15	27	27	25	26	20
VKF	KANGAROO FLAT SWIMMING CLUB					1	1	Not affiliated
VLR	LARA SWIMMING CLUB					9	11	10
VLW	LAVERTON WYNDHAM AQUATICS					0	8	7
VAJ	MACCABBI AJAX	29	26	4	6	6	3	5
VM1	M1 SWIMMING CLUB	2	0	Not affiliated	Not affiliated	Not affiliated	Not affiliated	Not affiliated
VMV	MALVERN MARLINS	159	144	145	159	165	168	173
VMN	MANSFIELD SWIMMING CLUB							1
VMH	MELBOURNE H2O	53	42	58	97	160	180	220
VMP	MELBOURNE OPEN WATER			2	22	36	32	29
VVC	MELBOURNE VICENTRE	4	1	0	0	0	0	Not affiliated
VML	MELTON SWIMMING CLUB		1	1	2	3	10	7
VMS	MOE AMATEUR SWIMMING CLUB							0
VMB	MONBULK MARLINS						6	9
VMP	MORNINGTON PENINSULA			40	85	86	85	81
VHU	NORTHERN MASTERS	1	3	4	6	4	8	4
VNA	NUNAWADING ORCAS	28	22	23	32	34	26	25

Membership

Code	Club	2019	2020	2021	2022	2023	2024	2025
VNY	NYAH TWO BAYS/ SWAN HILL					0	0	Not affiliated
VPM	PORTARLINGTON MUSSELS	6	4	5	5	5	5	6
VPP	POWERPOINTS	127	109	102	95	95	102	97
VPY	PYALONG PIRANHAS							12
VRR	RINGWOOD SWIMMING CLUB			16	28	18	14	13
VSG	SOUTH GIPPSLAND BASS							4
VSP	SURREY PARK SEAHORSES	39	35	46	45	41	48	54
VSC	SWIMLAND SWIM CLUB	9	11	10	12	12	13	12
VTR	TRARALGON SWIMMING CLUB						2	55
VVM	VICTORIAN MASTERS	30	31	20	32	19	Closed	Closed
VWT	WANGARATTA SWIMMING CLUB	0	0	3	0	2	16	16
VWB	WARRNAMBOOL WHALES	62	61	58	69	60	56	71
VWS	WESTBOURNE SWIM CLUB						14	5
VWA	WESTERN ALLIGATORS	25	16	8	9	10	Closed	Closed
VWY	WESTERN AQUATIC ACADEMY							2
VWD	WODONGA CITY						4	2
VYP	YARRA PLENTY WAVES					5	8	1
VYR	YARRA ROUGHIES	23	12	5	25	19	10	20
	Total	1112	969	1022	1285	1347	1428	1573